PART NO. 6608xxWS051

DWG NO. C6608WS

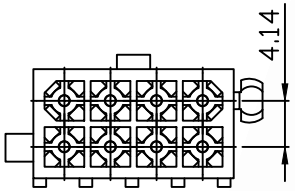

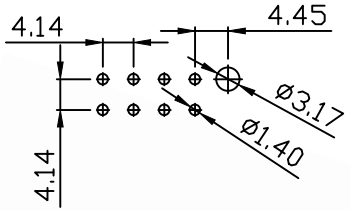

RECOMMENDED PCB LAYOUT
(PCB THK=1.0~1.6)

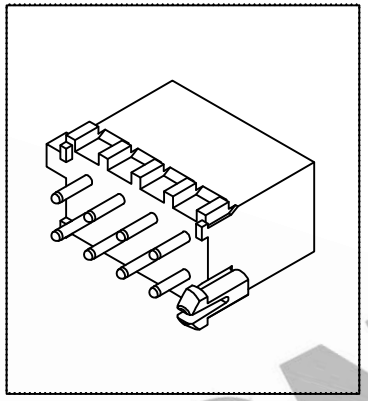

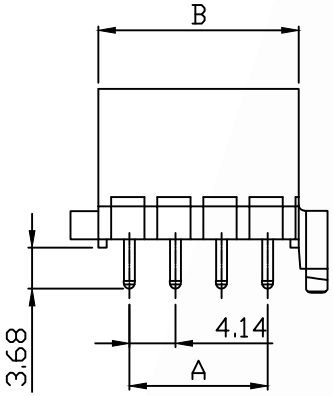

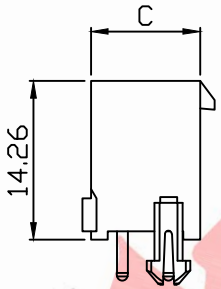

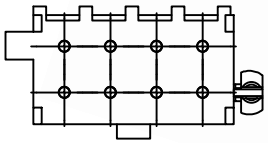

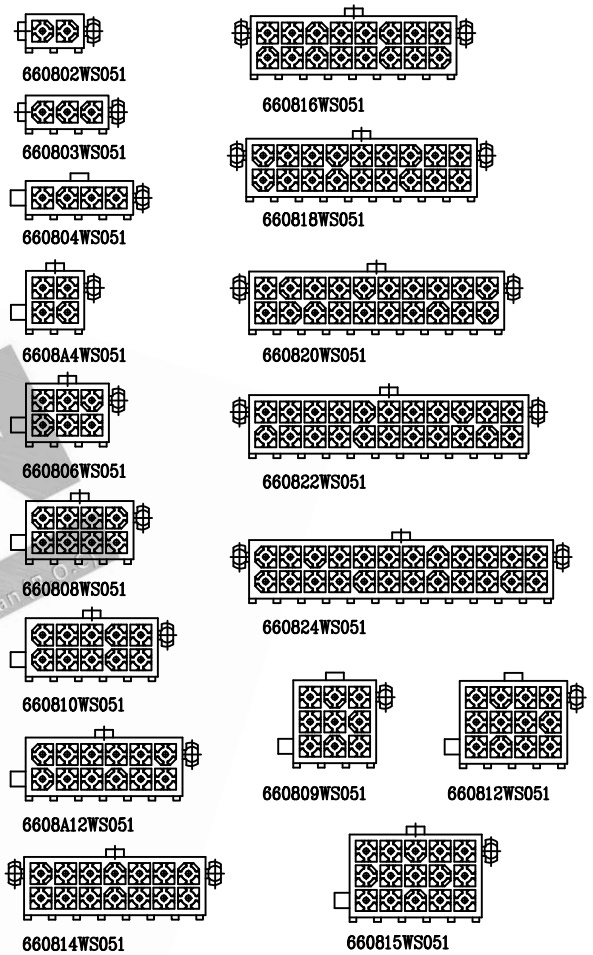

Dimensional &
Ordering Information:

Part No.	Circuits	Dim A	Dim B	Dim C
660802WS051	2	4.14	9.72	5.66
660803WS051	3	8.28	13.86	5.66
660804WS051	4	12.42	18.00	5.66
6608A4WS051	4	4.14	9.72	9.8
660806WS051	6	8.28	13.86	9.8
660808WS051	8	12.42	18.00	9.8
660809WS051	9	8.28	13.86	13.94
660810WS051	10	16.56	22.14	9.8
6608A12WS051	12	20.7	26.28	9.8
660812WS051	12	12.42	18.00	13.94
660814WS051	14	24.84	30.42	9.8
660815WS051	15	16.56	22.14	13.94
660816WS051	16	28.98	34.56	9.8
660818WS051	18	33.12	38.70	9.8
660820WS051	20	37.26	42.84	9.8
660822WS051	22	41.4	46.98	9.8
660824WS051	24	45.54	51.12	9.8

NOTE:

1. Housing Material:Nylon 66 UL94V2 or V0
2. Color: Natural
3. Withstand voltage: 1500V AC/minute.
4. Current rating: 5A AC/DC.
5. Voltage rating: 600V AC/DC

REV.	REVISIONI	DIS	DATE

UNLESS OTHERWISE SPECIFIED TOLERANCES
3 PLACE ±0.5 ±0.10
2 PLACE ±1.5 ±0.25
1 PLACE ±2.0 ±0.50
ANGLE DIM

EXCON TECHNOLOGY COMPANY

SCALE	REV.	PAGE:	UNIT mm	DWG NO:	PART.NO
NONE	B	1	THIRD ANGLE PROJECTION	C6608WS	6608xxWS051

EXCON
www.excon.com.tw
89, Xing Long Road, Ping Zhen City, Taoyuan City, Taiwan 32...