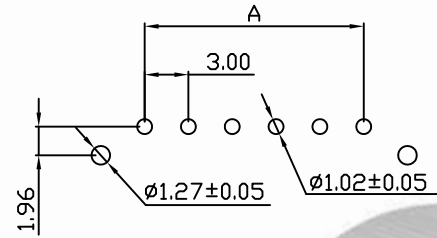
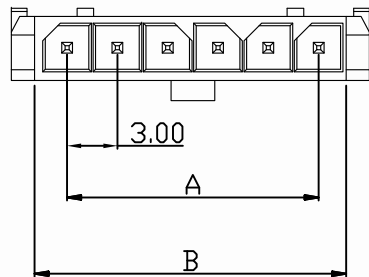
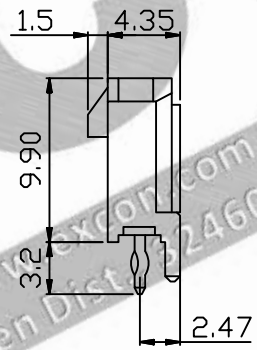
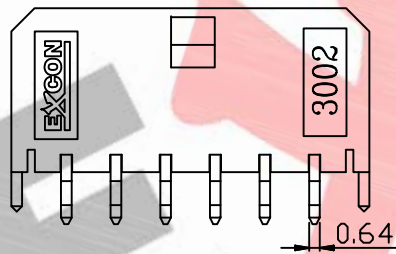
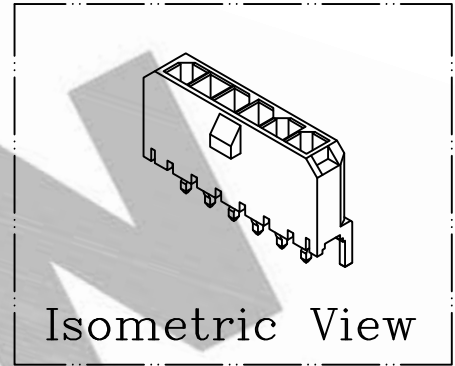


PART NO. 3002xxWV003
 DWG NO. C3002WV



RECOMMENDED PCB LAYOUT
 (PCB T=1.0~1.6mm)
 (PCB T=.039~.063in)



Dimensional & Ordering Information:

Part No.		Circuits	Dim A	Dim B
NY 6T	NY 66			
300202WV103	300202WV003	2	3.0	9.0
300203WV103	300203WV003	3	6.0	12.0
300204WV103	300204WV003	4	9.0	15.0
300205WV103	300205WV003	5	12.0	18.0
300206WV103	300206WV003	6	15.0	21.0
300207WV103	300207WV003	7	18.0	24.0
300208WV103	300208WV003	8	21.0	27.0
300209WV103	300209WV003	9	24.0	30.0
300210WV103	300210WV003	10	27.0	33.0
300211WV103	300211WV003	11	30.0	36.0
300212WV103	300212WV003	12	33.0	39.0

NOTE:

1. Wafer Material: NY66 UL 94V0
Pin/Pos Material: Brass bronze.
2. Plated: Tin-plated 50u"min.
3. Current rating: 5A AC/DC.
4. Voltage rating: 250V AC/DC
5. Insulation resistance: 1000MΩ min.
6. Withstand voltage: 1500V AC/minute.
7. Color : Black

A	DWG RELEASE			Christy	10/11 2016
REV.	REVISION			DIS	DATE
SCALE	REV.	PAGE:	UNIT	mm	
2/1	A	1/1	THIRD ANGLE	PROJECTION	

UNLESS OTHERWISE SPECIFIED TOLERANCES
 3 PLACE ±0.5 ±0.10
 2 PLACE ±1.5 ±0.25
 1 PLACE ±2.0 ±0.50
 ANGLE DIM

EXCON
 EXCON TECHNOLOGY COMPANY

SCALE	REV.	PAGE:	UNIT	mm	DWG NO:	PART.NO
2/1	A	1/1	THIRD ANGLE	PROJECTION	C3002WV	3002xxWV003