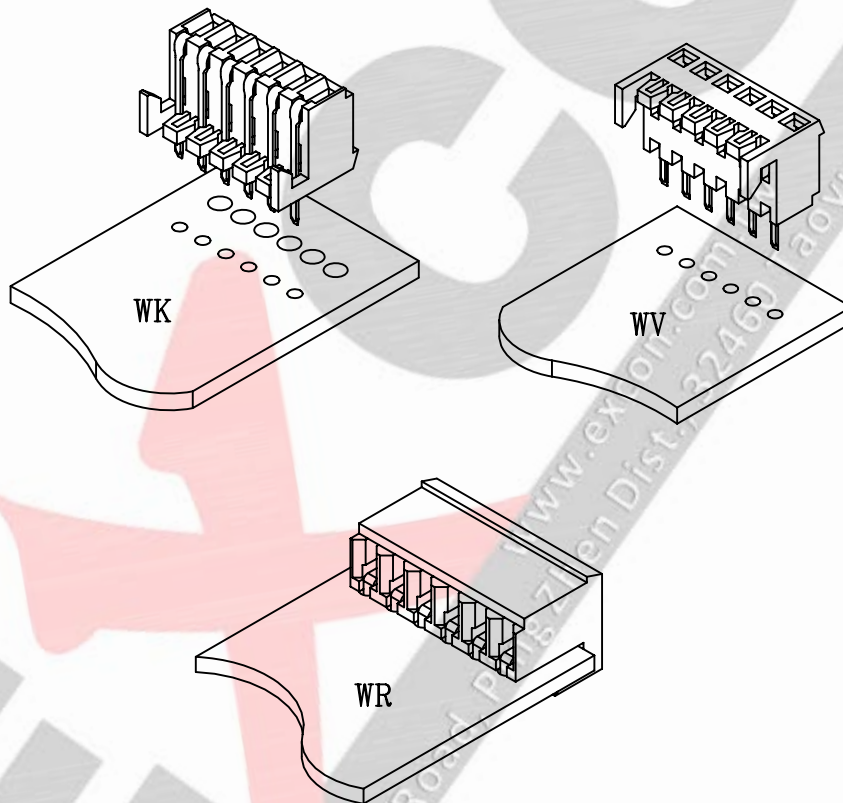


### ■ Specifications

1. Current rating: 3A AC/DC
2. Voltage rating: 250V AC/DC
3. Withstand voltage: 1500V AC/minute
4. Insulation resistance: 500M  $\Omega$  min
5. Contact resistance: 20m  $\Omega$  max
6. Temperature range:  $-40^{\circ}\text{C}$  to  $+105^{\circ}\text{C}$   
(including temperature rise)
7. Applicable PC board thickness:  
1.0~1.6mm(.039" to .063")
8. Circuits: 2~25 circuits available



### Part Code Information:

7701-WW XX YYY

① ② ③ ④

① Series Name

② Circuits Number  
02~25

③ Product Type

WV=Header (Vertical type)

WR=Header (Right angle type)

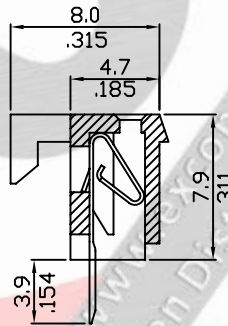
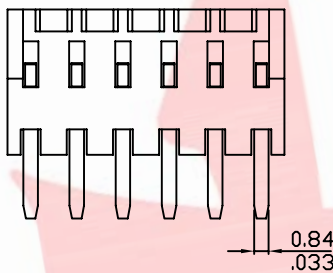
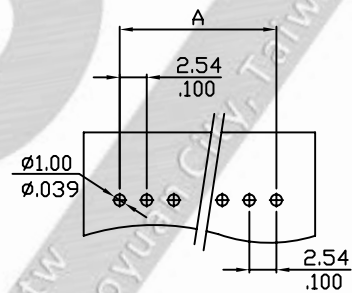
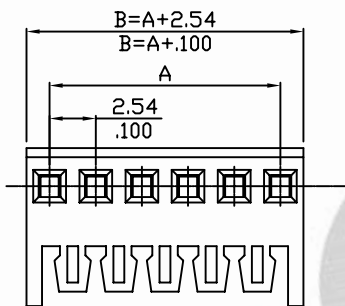
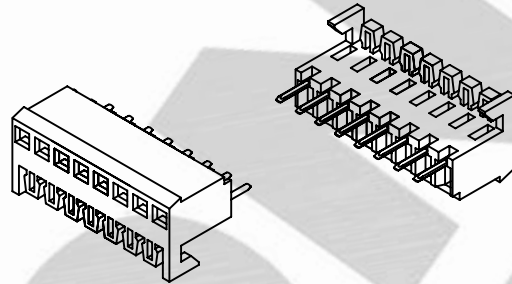
WK=Header (Vertical type)

④ Material/Finishing/Color

001=NY 66 94V0,Natural Color

### Header (Vertical type)

1. Part No.: 7701xxWV001
2. Part Name: 7701 Header
3. Material: Nylon 66 UL 94V0  
Pin: Brass bronze, plated tin
4. Color: Natural



### RECOMMENDED PCB LAYOUT

(PCB T=1.0~1.6mm)  
(PCB T=.039~.063in)

### Ordering Information and Dimensions:

| Part No.    | Circuits | Dim A       | Part No.    | Circuits | Dim A        | Part No.    | Circuits | Dim A        |
|-------------|----------|-------------|-------------|----------|--------------|-------------|----------|--------------|
| 770102WV001 | 2        | 2.54(.100)  | 770110WV001 | 10       | 22.86(.900)  | 770118WV001 | 18       | 43.18(1.700) |
| 770103WV001 | 3        | 5.08(.200)  | 770111WV001 | 11       | 25.40(1.000) | 770119WV001 | 19       | 45.72(1.800) |
| 770104WV001 | 4        | 7.62(.300)  | 770112WV001 | 12       | 27.94(1.100) | 770120WV001 | 20       | 48.26(1.900) |
| 770105WV001 | 5        | 10.16(.400) | 770113WV001 | 13       | 30.48(1.200) | 770121WV001 | 21       | 50.80(2.000) |
| 770106WV001 | 6        | 12.70(.500) | 770114WV001 | 14       | 33.02(1.300) | 770122WV001 | 22       | 53.34(2.100) |
| 770107WV001 | 7        | 15.24(.600) | 770115WV001 | 15       | 35.56(1.400) | 770123WV001 | 23       | 55.88(2.200) |
| 770108WV001 | 8        | 17.78(.700) | 770116WV001 | 16       | 38.10(1.500) | 770124WV001 | 24       | 58.42(2.300) |
| 770109WV001 | 9        | 20.32(.800) | 770117WV001 | 17       | 40.64(1.600) | 770125WV001 | 25       | 60.96(2.400) |

### Part Code Information:

7701-WW XX YY

① ② ③ ④

① Series Name

② Circuits Number

02~25

③ Product Type

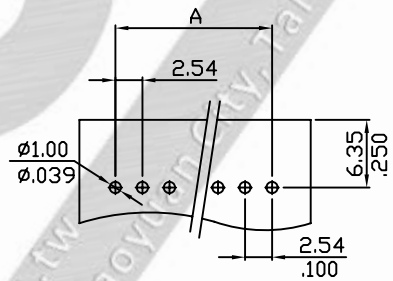
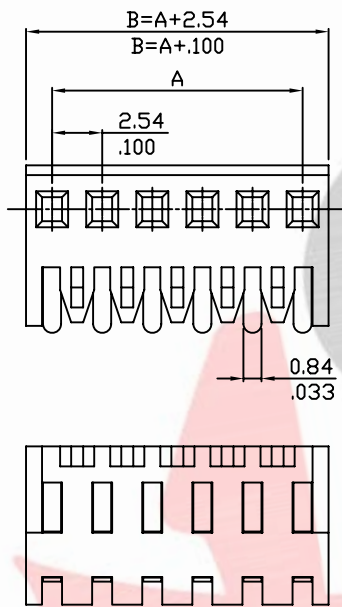
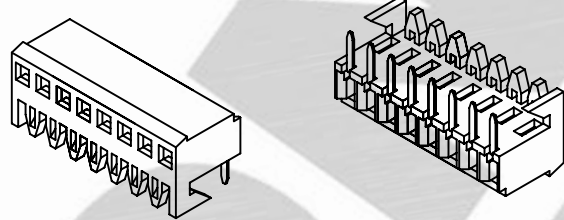
WV=Header (Vertical type)

④ Material/Finishing/Color

001=NY 66 94V0,Natural Color

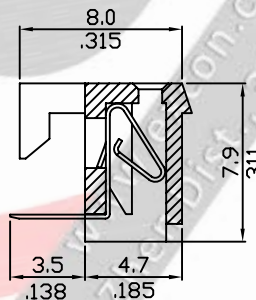
### Header (Right angle type)

1. Part No.: 7701xxWR001
2. Part Name: 7701 Header
3. Material: Nylon 66 UL 94V0
4. Color: Natural



#### RECOMMENDED PCB LAYOUT

(PCB T=1.0~1.6mm)  
(PCB T=.039~.063in)



### Ordering Information and Dimensions:

| Part No.    | Circuits | Dim A       | Part No.    | Circuits | Dim A        | Part No.    | Circuits | Dim A        |
|-------------|----------|-------------|-------------|----------|--------------|-------------|----------|--------------|
| 770102WR001 | 2        | 2.54(.100)  | 770110WR001 | 10       | 22.86(.900)  | 770118WR001 | 18       | 43.18(1.700) |
| 770103WR001 | 3        | 5.08(.200)  | 770111WR001 | 11       | 25.40(1.000) | 770119WR001 | 19       | 45.72(1.800) |
| 770104WR001 | 4        | 7.62(.300)  | 770112WR001 | 12       | 27.94(1.100) | 770120WR001 | 20       | 48.26(1.900) |
| 770105WR001 | 5        | 10.16(.400) | 770113WR001 | 13       | 30.48(1.200) | 770121WR001 | 21       | 50.80(2.000) |
| 770106WR001 | 6        | 12.70(.500) | 770114WR001 | 14       | 33.02(1.300) | 770122WR001 | 22       | 53.34(2.100) |
| 770107WR001 | 7        | 15.24(.600) | 770115WR001 | 15       | 35.56(1.400) | 770123WR001 | 23       | 55.88(2.200) |
| 770108WR001 | 8        | 17.78(.700) | 770116WR001 | 16       | 38.10(1.500) | 770124WR001 | 24       | 58.42(2.300) |
| 770109WR001 | 9        | 20.32(.800) | 770117WR001 | 17       | 40.64(1.600) | 770125WR001 | 25       | 60.96(2.400) |

### Part Code Information:

7701-WW XX YYY

① ② ③ ④

① Series Name

② Circuits Number  
02~25

③ Product Type

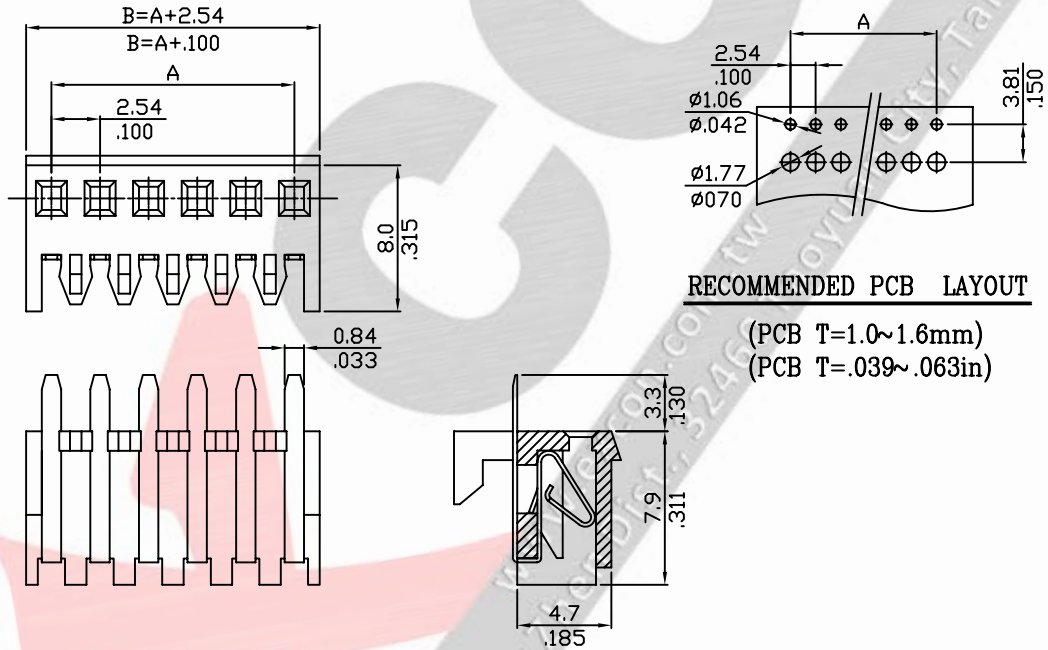
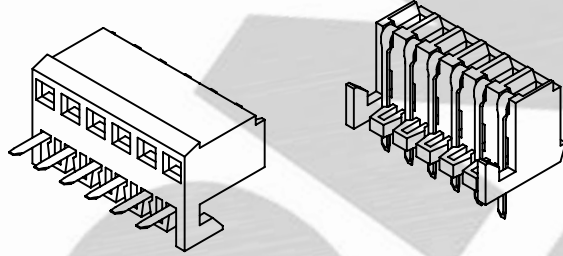
WR=Header (Right angle type)

④ Material/Finishing/Color

001=NY 66 94V0,Natural Color

### Header (Vertical type)

1. Part No.: 7701xxWK001
2. Part Name: 7701 Header
3. Material: Nylon 66 UL 94V0
4. Color: Natural



### Ordering Information and Dimensions:

| Part No.    | Circuits | Dim A       | Part No.    | Circuits | Dim A        | Part No.    | Circuits | Dim A        |
|-------------|----------|-------------|-------------|----------|--------------|-------------|----------|--------------|
| 770102WK001 | 2        | 2.54(.100)  | 770110WK001 | 10       | 22.86(.900)  | 770118WK001 | 18       | 43.18(1.700) |
| 770103WK001 | 3        | 5.08(.200)  | 770111WK001 | 11       | 25.40(1.000) | 770119WK001 | 19       | 45.72(1.800) |
| 770104WK001 | 4        | 7.62(.300)  | 770112WK001 | 12       | 27.94(1.100) | 770120WK001 | 20       | 48.26(1.900) |
| 770105WK001 | 5        | 10.16(.400) | 770113WK001 | 13       | 30.48(1.200) | 770121WK001 | 21       | 50.80(2.000) |
| 770106WK001 | 6        | 12.70(.500) | 770114WK001 | 14       | 33.02(1.300) | 770122WK001 | 22       | 53.34(2.100) |
| 770107WK001 | 7        | 15.24(.600) | 770115WK001 | 15       | 35.56(1.400) | 770123WK001 | 23       | 55.88(2.200) |
| 770108WK001 | 8        | 17.78(.700) | 770116WK001 | 16       | 38.10(1.500) | 770124WK001 | 24       | 58.42(2.300) |
| 770109WK001 | 9        | 20.32(.800) | 770117WK001 | 17       | 40.64(1.600) | 770125WK001 | 25       | 60.96(2.400) |

### Part Code Information:

7701-WW XX YYY

① ② ③ ④

① Series Name

② Circuits Number

02~25

③ Product Type

WK=Header (Vertical type)

④ Material/Finishing/Color

001=NY 66 94V0,Natural Color